

D- Storm Series

Rackmount Chassis (2U ~4U)

User's Manual



www.istarusa.com

iStarUSA™

727 Phillips Dr. City of Industry, CA, 91748 | (626)303-8885

iStar Good Start!

Copyright

Copyright © 2009 by iStarUSA Inc., all rights reserved. No part of this publication may be reproduced, transmitted, transcribed, stored in a retrieval system, or translated without written permission of iStarUSA Inc. 727 Phillips Drive, City of Industry CA 91748.

iStarUSA Inc. reserves the right to make modification and additions to this product and manual without notice or taking any liability.

Trademarks

iStarUSA and D-Storm are all registered trademark of iStarUSA, Inc. All other trademarks here in are properties of their respective owners.

Disclaimer

iStarUSA Inc. assumes no liability for errors or omissions in this document, nor does iStarUSA Inc. make any commitment to update the information contained here in. Pictures in this document are for demonstration purpose only and may not be the same as the actual product.



Safety Instructions

Please read this section carefully and follow the instructions for your own safety and proper use of the device. It also contains information on approval and interference suppression of your machine.

Please pay attention to the warnings and instructions on the device and in the manual.

- The device must be used in accordance to the instruction by iStarUSA.
- The electrical installation condition in the room must correspond to the requirements of the respective regulations.
- Only use the cables supplied.
- Do not setup the device in areas around any heat sources or in a damp location. Make sure the device has adequate ventilation.
- All plugs on the connection cables must be screwed or locked to the housing.
- Do not touch the board or any other sensitive components without all necessary anti-static protection.



Table of Content

- Introduction..... 1
- 3U / 4U Chassis..... 2
- 2U Chassis..... 7
- Technical Support & Warranty Policy..... 11

Model Number	D Series 2U						
	D-200	D-200A-1	D-200-FB	D-200-L	D-200-1	D-200-2	D-200-3
Specifications							
Maximum I/O	2U	2U	2U	2U	2U	2U	2U
Maximum Size	4x17x ATX	4x17x ATX	4x17x ATX	4x17x ATX	4x17x ATX	4x17x ATX	4x17x ATX
Hot Swap Drive	0	0	0	0	0	0	0
5.25" Drive (Bay)	0	2 (1)	1	0	2 (1)	1	2 (1)
3.5" Drive (Internal)	0	1	1 (2)	0	1	1 (2)	1
Material	Steel	Aluminum	Steel	Steel	Steel	Steel	Steel
Dimensions (W x H x D)	19" x 3.5" x 20.8"	19" x 3.5" x 20.8"	19" x 3.5" x 20.8"	19" x 3.5" x 20.8"	19" x 3.5" x 21.1"	19" x 3.5" x 21.1"	19" x 3.5" x 20.8"
Features	PSU Front Mounted	PSU Front Mounted	Aluminum Enclosure	SATA 21" Depth	SATA 21" Depth	Ships 10" Depth	PSU Front Mounted

Model Number	D Series 2U						
	D-200-FB	D-200-FB	D-200	D-200	D-200-NMBA	D-200A	D-200-FB
Specifications							
Maximum I/O	2U	2U	2U	2U	2U	2U	2U
Maximum Size	4x17x ATX	4x17x ATX	4x17x ATX	4x17x ATX	4x17x ATX	4x17x ATX	4x17x ATX
Hot Swap Drive	0	0	0	0	0	0	0
5.25" Drive (Bay)	1 (2)	1 (2)	1 (1)	2	1 (1)	2	1
3.5" Drive (Internal)	1 (2)	1 (2)	1 (1)	0	1	1 (2)	1 (2)
Material	Steel	Steel	Steel	Steel	Steel	Steel	Steel
Dimensions (W x H x D)	19" x 3.5" x 20.8"	19" x 3.5" x 21.1"	19" x 3.5" x 20.8"	19" x 3.5" x 20.8"	19" x 3.5" x 21.1"	19" x 3.5" x 21.1"	19" x 3.5" x 20.8"
Features	PSU Front Mounted	PSU Front Mounted	Aluminum Enclosure	SATA 21" Depth	SATA 21" Depth	PSU Front Mounted	PSU Front Mounted

Model Number	D Series 3U								
	D-300	D-300A	D-300A-1	D-300-FB	D-300-L	D-300-1	D-300-2	D-300-3	D-300-4
Specifications									
Maximum I/O	3U	3U	3U	3U	3U	3U	3U	3U	3U
Maximum Size	4x17x ATX	4x17x ATX	4x17x ATX	4x17x ATX	4x17x ATX	4x17x ATX	4x17x ATX	4x17x ATX	4x17x ATX
Hot Swap Drive	0	0	0	0	0	0	0	0	0
5.25" Drive (Bay)	4	4	3	2	4	3	1	0	3
3.5" Drive (Internal)	2 (1)	2 (1)	1 (2)	1 (2)	2 (1)	1 (2)	2 (1)	1 (2)	1 (2)
Material	Steel	Aluminum	Aluminum	Steel	Steel	Steel	Steel	Steel	Steel
Dimensions (W x H x D)	19" x 5.25" x 20.8"	19" x 5.25" x 20.8"	19" x 5.25" x 17.8"	19" x 5.25" x 20.8"	19" x 5.25" x 21.1"	19" x 5.25" x 21.1"	19" x 5.25" x 18"	19" x 5.25" x 20.8"	19" x 5.25" x 21.1"
Features	Light Aluminum	Light Steel	PSU Front Mounted	SATA 21" Depth	PSU Front Mounted	Ships 10" Depth	Ships 10" Depth	PSU Front Mounted	PSU Front Mounted

Model Number	D Series 3U					
	D-300-NMBA	D-300-NMBA	D-300	D-300-NMBA	D-300A	D-300-FB
Specifications						
Maximum I/O	3U	3U	3U	3U	3U	3U
Maximum Size	4x17x ATX	4x17x ATX	4x17x ATX	4x17x ATX	4x17x ATX	4x17x ATX
Hot Swap Drive	0	0	0	0	0	0
5.25" Drive (Bay)	0	1 (1)	2	0	0	2
3.5" Drive (Internal)	2 (1)	1 (1)	1	0	0	1 (2)
Material	Steel	Steel	Steel	Steel	Steel	Steel
Dimensions (W x H x D)	19" x 5.25" x 20.8"	19" x 5.25" x 21.1"	19" x 5.25" x 20.8"	19" x 5.25" x 21.1"	19" x 5.25" x 21.1"	19" x 5.25" x 20.8"
Features	Low Noise	SATA 21" Depth	SATA 21" Depth	SATA 21" Depth	SATA 21" Depth	PSU Front Mounted

Model Number	D Series 4U								
	D-400	D-400-NMBA	D-400-NMBA	D-400-NMBA	D-400-NMBA	D-400	D-400-2	D-400A	D-400A
Specifications									
Maximum I/O	4U	4U	4U	4U	4U	4U	4U	4U	4U
Maximum Size	4x17x ATX	4x17x ATX	4x17x ATX	4x17x ATX	4x17x ATX	4x17x ATX	4x17x ATX	4x17x ATX	4x17x ATX
Hot Swap Drive	0	0	0	0	0	0	0	0	0
5.25" Drive (Bay)	0	4	0	0	0	4	1	0	4
3.5" Drive (Internal)	0	0	0	0	0	1 (2)	0	0	0
Material	Steel	Steel	Steel	Steel	Steel	Steel	Steel	Aluminum	Aluminum
Dimensions (W x H x D)	19" x 7" x 20.8"	19" x 7" x 20.8"	19" x 7" x 20.8"	19" x 7" x 20.8"	19" x 7" x 20.8"	19" x 7" x 20.8"	19" x 7" x 20.8"	19" x 7" x 20.8"	19" x 7" x 20.8"
Features	SATA 21" Depth	SATA 21" Depth	SATA 21" Depth	38.6 x 0.1033	Stainless Design	SATA 21" Depth	SATA 21" Depth	Light Aluminum	Light Aluminum

Model Number	D Series 4U											
	D-400-NMBA	D-400-PT10	D-400-PT	D-400-2B	D-400	D-400-2P	D-400-L	D-400L	D-400-NMBA	D-400-NMBA	D-400-PT10A	D-400-PT10B10
Specifications												
Maximum I/O	4U	4U	4U	4U	4U	4U	4U	4U	4U	4U	4U	4U
Maximum Size	4x17x ATX	4x17x ATX	4x17x ATX	4x17x ATX	4x17x ATX	4x17x ATX	4x17x ATX	4x17x ATX	4x17x ATX	4x17x ATX	4x17x ATX	4x17x ATX
Hot Swap Drive	0	0	0	0	0	0	0	0	0	0	0	0
5.25" Drive (Bay)	0	0	0	0	0	0	0	0	0	0	0	0
3.5" Drive (Internal)	1 (1)	1 (1)	1 (1)	0	1 (2)	0	1 (1)	1 (2)	1 (2)	1 (2)	1 (2)	1 (1)
Material	Steel	Steel	Steel	Steel	Steel	Steel	Steel	Steel	Steel	Steel	Steel	Steel
Dimensions (W x H x D)	19" x 7" x 21.1"	19" x 7" x 20.8"	19" x 7" x 20.8"	19" x 7" x 20.8"	19" x 7" x 20.8"	19" x 7" x 20.8"	19" x 7" x 21.1"	19" x 7" x 21.1"	19" x 7" x 20.8"	19" x 7" x 20.8"	19" x 7" x 20.8"	19" x 7" x 20.8"
Features	SATA 21" Depth	0" Touch Screen	0" Touch Screen	0" Touch Screen	0" Touch Screen	0" Touch Screen	0" Touch Screen	0" Touch Screen	0" Touch Screen	0" Touch Screen	0" Touch Screen	0" Touch Screen

Model Number	D Series 4U						
	D-400-PT10B10	D-400-NMBA	D-400	D-400-2	D-400-2	D-400-2	D-400-2
Specifications							
Maximum I/O	4U	4U	4U	4U	4U	4U	4U
Maximum Size	4x17x ATX	4x17x ATX	4x17x ATX	4x17x ATX	4x17x ATX	4x17x ATX	4x17x ATX
Hot Swap Drive	0	0	0	0	0	0	0
5.25" Drive (Bay)	0	0	0	0	0	0	0
3.5" Drive (Internal)	1 (1)	0	0	0	0	1 (1)	0
Material	Steel	Steel	Steel	Steel	Steel	Steel	Steel
Dimensions (W x H x D)	19" x 7" x 20.8"	19" x 7" x 21.1"	19" x 7" x 21.1"	19" x 7" x 20.8"	19" x 7" x 20.8"	19" x 7" x 20.8"	19" x 7" x 20.8"
Features	Progress Design	SATA 21" Depth	SATA 21" Depth	SATA 21" Depth	SATA 21" Depth	SATA 21" Depth	SATA 21" Depth

The D-Storm Series rackmount chassis is a high-end industrial level server enclosure line. From 1U to 4U, there are total over a dozen different model to satisfy various application requirements. D-Storm series rackmount cases are designed according to the 19" rackmount standard and work with most of the rack in today's market. D-Storm can provide your system a safe and durable housing. It can also work with many different accessories to extend the capacity of your system.

The D-Storm series case has been designed and manufactured to comply with the FCC standard for EMI and RFI resistance.

Features:

- Standard 19" Rackmount case
- 1.2mm SECC Zinc-Coated Steel body or Aluminum
- Lockable front door
- Detachable card cage for easy installation and maintenance
- Washable air filter
- USB2.0 port in the front
- Optional color door (Red/Blue/Silver/OEM Color)
- Optional DV R Backplane
- Optional temperature detecting board and fan controller
- FCC/CW industrial Class A approval

iStarUSA 4U industrial rackmount chassis D Storm D-400/ D-300. Optional BPU or T Series enable hot-swappable storage capability. It also supports up to seven add-on cards and total storage capacity of up to 5 storage drives for 1/0/5 raid configuration. D-400 provide your server or cluster maximum reliability and performance. Optional Aluminum Body reduces total chassis weight and also provides enhanced thermal cooling solution.

Package Contents:


- D-Storm case
- Accessory box (keys, screws, slot cover, cable tie)
- Temperature and fan controller TC-ISF08 (optional)
- iStarUSA power supply (optional)
- Sliding Rail 20", 24", 26". (optional)



4U /3U accessories




TC- ISF08 (optional)



Sliding Rail (optional)

D-400/ D-300 (4U / 3U)




D-400-7P

Front Panel Access:

10	Power On/Off	9	Reset
5	2x USB 2.0 Ports	4	Door Lock

Front Panel indicators

1	System Power	2	HDD Activity
3	Temperature Alarm Indicator 1	6	Fan/Temperature Alarm Reset
7	Fan Failure Indicator	8	Temperature Alarm Indicator 2



D-300L

Top View: (exact looks may be different depending on model)

1	Drive Cage	2	Fan Bar
3	Temperature Sensor and Fan Controller TC-ISF08 (optional)	4	Power Supply (optional)

Cleaning the Air Filter

To remove the air filter mat located in the front of the system, please follow the steps below:

1. Open the door and remove the air filter.
2. To clean the air filter:

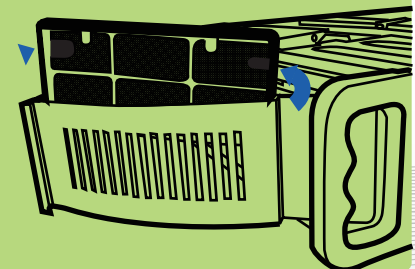
- a. Rinse with water.
- b. Vacuum or use the compressed gas duster to clean.
- c. Rinse with warm water.

DO NOT CLEAN WITH A PIERCING JET


3. Wait until the air filter is completely dry.




Polyester material with a UL Class 2 Rating



4. Install motherboard and plug in all the USB cable and front control connector USB connector drawing is shown on the box)



5. Install optional fan controller (TC-ISF08)




The 2U compact industrial rackmount chassis D Storm D-200. The full size I/O supports all ATX motherboard. Combine with T-7 Hot-swappable cage for raid configuration, and total up to 4 drive storage capacity. D-200 support 3 add-on cards include PCI, PCI-X, AGP, or PCI-Express architecture that provide your server or cluster maximum flexibility and performance. Optional Aluminum Body reduces total chassis weight and also provides enhanced thermal cooling solution.

Package Contents:


- D-Storm case
- Accessory box (keys, screws, cable tie)
- Temperature / fan controller board TC-ISF08. (optional)
- iStarUSA power supply (optional)
- Sliding rail 20", 24", 26". (optional)
- Riser Card (optional)



Accessories



Riser Card (optional)




Sliding Rail (optional)



TC-ISF08 (optional)

D-200 (2U)

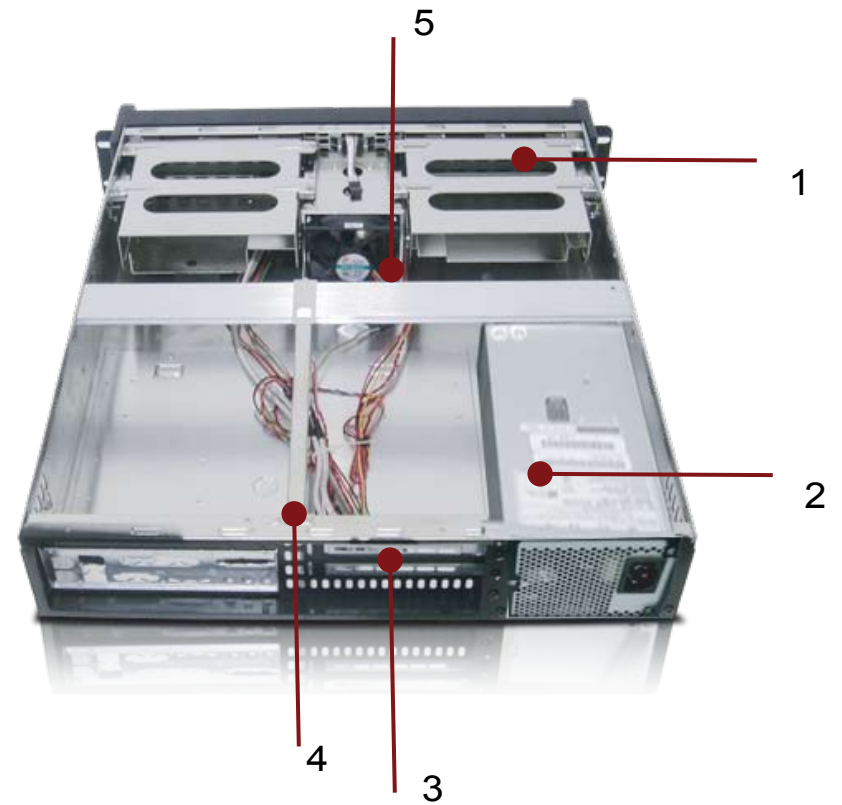


Front Panel Access:

10	Power On/Off	9	Reset
5	USB Port	4	Door Lock

Front Panel indicators

1	System Power LED	2	HDD Activity LED
3	Temperature Alarm Indicator 1	6	Fan/Temperature Alarm Reset
7	Fan Failure Indicator	8	Temperature Alarm Indicator 2




(Optional low profile backplane)

Top View: (exact looks may be different depending on model)

1	Drive Cage	2	2U or redundant power supply
3	Horizontal expansion slots	4	Riser supporting bar
5	1 x 80mm Fan		

Riser Card Installation


1. Remove the supporting bar



4. Mount the supporting bar onto the chassis




2. Install two standoffs onto supporting bar



3. Riser card installed

(more info about riser card please go on to www.istarusa.com, Product Support Center)



Hours: 9:00 AM - 5:30 PM PST

727 Phillips Drive

City of Industry, CA 91748

Tel: 1 (626) 303- 8885

FAX: 1 (626) 301-0588

Email: tech@istarusa.com



This limited warranty applies to products manufactured or distributed by iStarUSA Inc., under iStarUSA Inc. brand name within the United States.

iStarUSA warrants that the product you have purchased from us or from an authorized iStarUSA reseller is free from defects in materials and workmanship under normal use for a period of one year from the original date of purchase. Your sales receipt, shows the date of purchase of the product. This limited warranty extends only to the original purchaser, is not transferable and excludes disposable parts.

This limited warranty does not extend to any product that has been damaged or rendered defective, as a result of accident, misuse, or abused by improper installation, as a result of electrical surges or anomalies; by operating outside PC usage parameters, by unauthorized modification of products, or as a result of service by anyone other than iStarUSA. iStarUSA is not responsible for damage to or loss of any software programs data or information, or for damage to other computer hardware and peripherals caused by the product.

Please contact our RMA department for repair or replacement of defective parts under warranty, or request for RMA at www.istarusa.com



iStarUSA™