




Installation: D-300-FS/ D-300-PFS with PS2 Power Supply



Remove the top panel and place the power supply.



Remove the bracket and mount the bracket on the power supply.



Plug in the power cable cord.
(facing front)



Mount the whole power supply
with bracket back to the chassis.