

IS-680PD8

680W PS2 ATX High Efficiency Switching Power Supply




Features

- Universal Input, Active PFC
- High Efficiency 80% minimum
- Industrial Japanese Components 40 degrees temperature
- Industrial DIN-Connector for Reliability
- Remote Sensor on +5V & +3.3V
- OVP (Over Voltage Protection)
- OCP (Over Current Protection)
- SCP (Short Circuit Protection)
- MTBF > 100,000 Hours

Specifications

Model Number	Efficiency
IS-680PD8	80%
RoHS Compliance	Connector Type
YES	Main Connector :: 24 pin/ 4pin 12V :: 1/ 8pin EPS 12V :: 1/ Molex :: 6 SATA :: 6/ Floppy :: 2
Output Wattage	Dimensions (WxHxD)
680	Width 5.91" (150.1 mm) Height 3.39" (86.1 mm) Depth 7.48" (190.0mm)


Front View



Side View

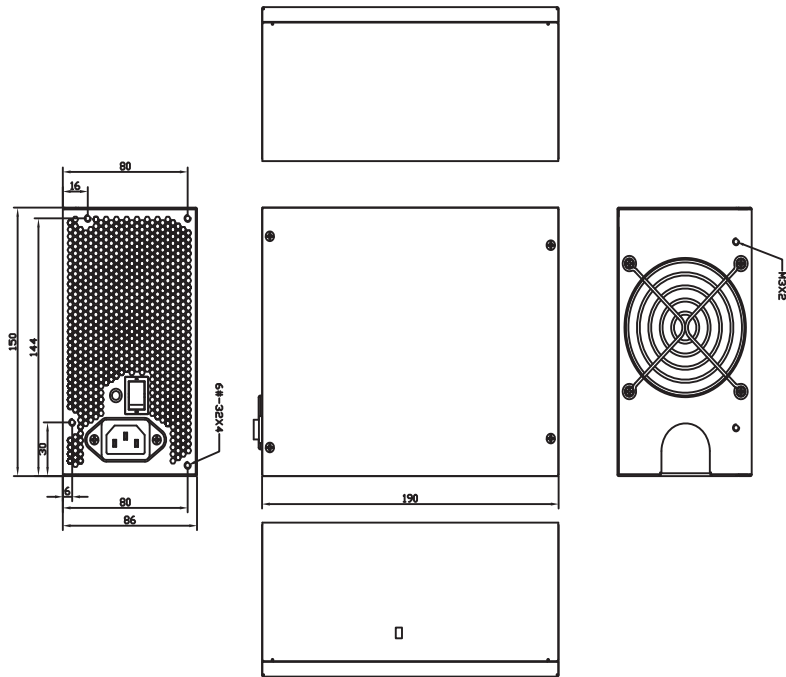


Rear View



We at iStarUSA Group offer OEM/ODM services for Industrial Power, Custom Power, Chassis, Cabinets, and Data Storage. Through our skilled metal bending, milling, and silk screening we can provide you with unique customizations that will make your product stand out from the rest. With iStarUSA Group's OEM/ODM Solutions you can be sure to receive one-of-a-kind products for your one-of-a-kind business.

Dimensions



Compatible Chassis

* Please visit our website www.istarusa.com/en/xeal for a full list of compatible chassis

Output Rating

Output Voltage	+5V	+3.3V	+12V1	+12V2	+12V3	+12V4	-12V	+5VSB
Max. Load	30A	28A	18A	18A	18A	18A	0.5A	4A
Min. Load	1.0A	0A	0.8A	0.8A	0.8A	0.8A	0A	0.1A
Max. Combined	180W		56A					
Total Output	660W						6W	20W