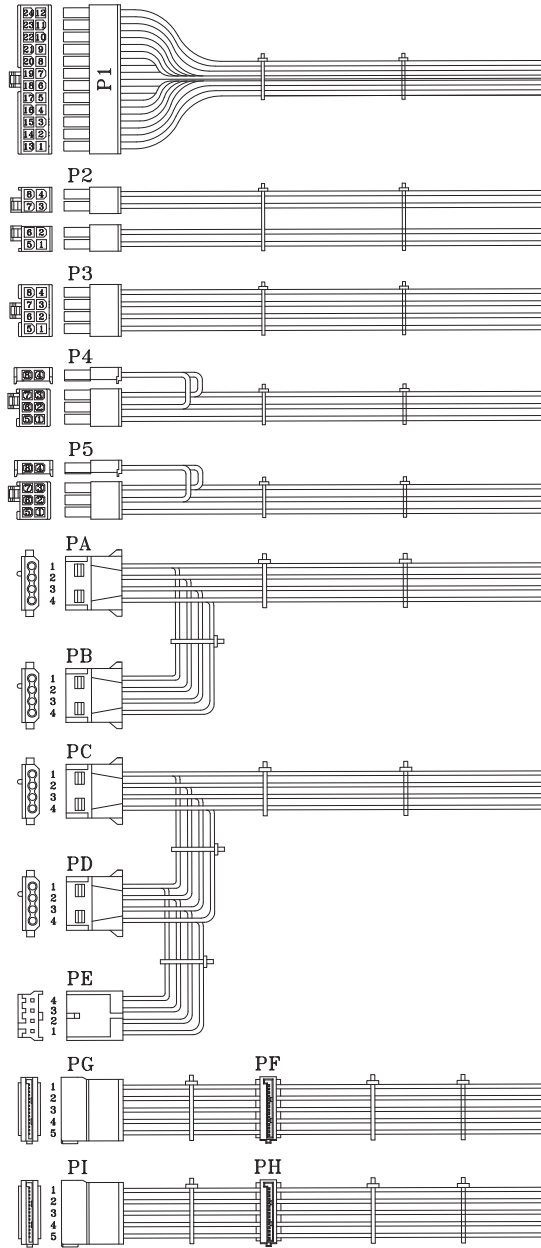
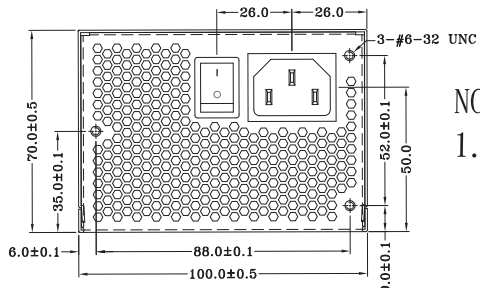
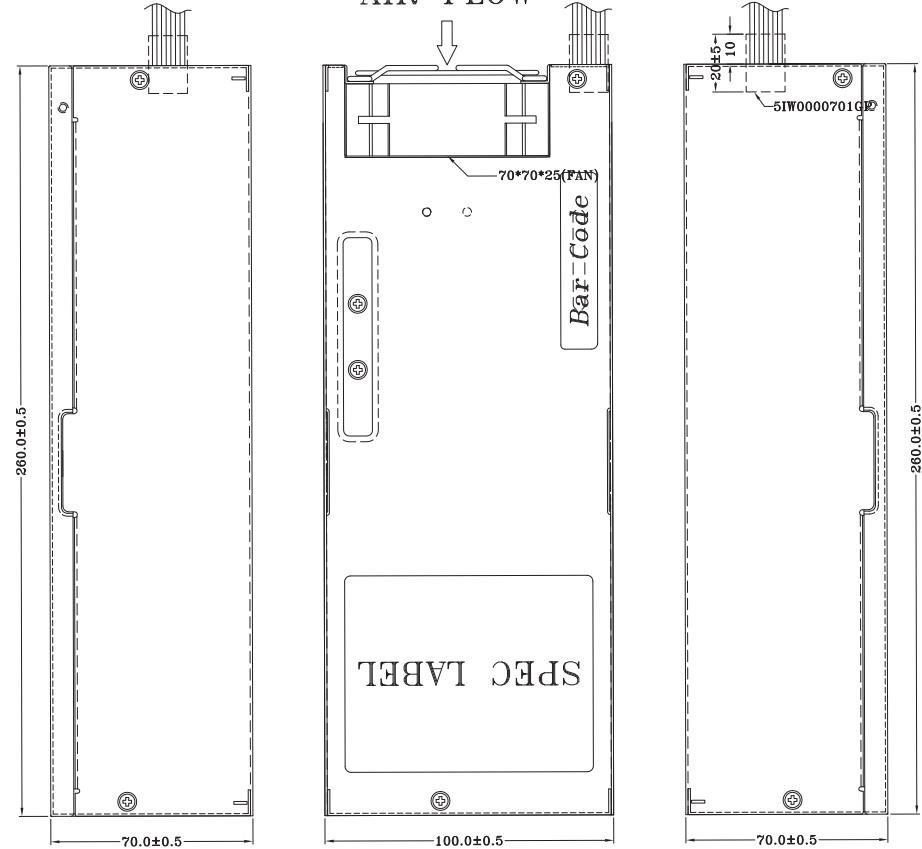


AIR FLOW



REF. ID	PIN NO.	SIGNAL	WIRE COLOR	GAUGE	CONNECTOR TYPE	CABLE LENGTH		
P1	1	+3.3VDC	ORANGE	18	WST P24-142002 or EQUIV.	500±15mm		
	2	+3.3VDC	ORANGE	18				
	3	COM	BLACK	18				
	4	+5VDC	RED	18				
	5	COM	BLACK	18				
	6	+5VDC	RED	18				
	7	COM	BLACK	18				
	8	PW-ON	GRAY	22				
	9	+5Vsb	PURPLE	18				
	10	+12V3	Yel/Blue	18				
	11	+12V3	Yel/Blue	18				
	12	+3.3VDC	ORANGE	18				
	13	+3.3VDC	ORANGE	18				
	14	+3.3VDC	BROWN	22				
	15	-12VDC	BLACK	22				
	16	COM	BLACK	18				
	17	PS-ON	GREEN	22				
	18	COM	BLACK	18				
	19	COM	BLACK	18				
	20							
	21	+5VDC	RED	18				
	22	+5VDC	RED	18				
	23	+5VDC	RED	18				
	24	COM	BLACK	18				
P2	1	COM	BLACK	18	WST P4-142002K3B+ P4-142002K4B or EQUIV.	500±15mm		
	2	COM	BLACK	18				
	3	COM	BLACK	18				
	4	COM	BLACK	18				
	5	+12V1	YELLOW	18				
P3	6	+12V1	YELLOW	18	MOLEX 39-01-2880 or EQUIV.	500±15mm		
	7	+12V2	Yel/Black	18				
	8	+12V2	Yel/Black	18				
	1	COM	BLACK	18				
	2	COM	BLACK	18				
	3	COM	BLACK	18				
	4	COM	BLACK	18				
	5	+12V1	YELLOW	18				
P4	6	+12V1	YELLOW	18	WST P8-142002 K21B-B or EQUIV. (Black)	500±15mm		
	7	+12V2	Yel/Black	18				
	8	+12V2	Yel/Black	18				
	1	+12V3	Yel/Blue	18				
	2	+12V3	Yel/Blue	18				
	3	+12V3	Yel/Blue	18				
	4	COM	BLACK	18				
	5	COM	BLACK	18				
P5	6	COM	BLACK	18	WST P8-142002 K21B-B or EQUIV. (Black)	500±15mm		
	7	COM	BLACK	18				
	8	COM	BLACK	18				
	1	+12V4	Yel/White	18				
	2	+12V4	Yel/White	18				
	3	+12V4	Yel/White	18				
	4	COM	BLACK	18				
	5	COM	BLACK	18				
PA	6	COM	BLACK	18	WST P4-A10202 or EQUIV.	450±10mm		
	7	COM	BLACK	18				
	8	COM	BLACK	18				
	4	+5V	RED	18				
PB	1	+12V4	Yel/White	18	WST P4-A10202 or EQUIV.	200±10mm		
	2	COM	BLACK	18				
	3	COM	BLACK	18				
PD	4	+5V	RED	18	AMP 171822-4 or EQUIV.	150±10mm		
	1	+5V	RED	22				
	2	COM	BLACK	22				
	3	COM	BLACK	22				
PE	4	+12V4	Yel/White	22	MOLEX SD-67926-0311 or EQUIV.	450±15mm		
	1	+3.3VDC	ORANGE	20				
	2	COM	BLACK	20				
	3	+5V	RED	20				
PF	4	COM	BLACK	20	MOLEX SD-67582-001 or EQUIV.	200±10mm		
	5	+12V3	Yel/Blue	20				
	1	+3.3VDC	ORANGE	20				
	2	COM	BLACK	20				
	3	+5V	RED	20				
PH	4	COM	BLACK	20				
	5	+12V3	Yel/Blue	20				
	1	+3.3VDC	ORANGE	20				
	2	COM	BLACK	20				
	3	+5V	RED	20				
PI	4	COM	BLACK	20				
	5	+12V3	Yel/Blue	20				
	1	+3.3VDC	ORANGE	20				
	2	COM	BLACK	20				
	3	+5V	RED	20				

NOTE:

1. ALL THE LENGTH OF OUTPUT WIRES EXCLUDE HOUSING.

MODEL NO. TC-2U70PD8	TITLE: ASSY	SHEET: 1 OF 1	REV:01
R&D(2)	PE	DRAWN	DATE
(215)			SEP.26.2019
INTERIOR COUNTERSIGN:			